

Quality Control Report

Contiguous Read Length

Number of traces (N) = 48

0 traces have short CRL.

0 trace have medium CRL.

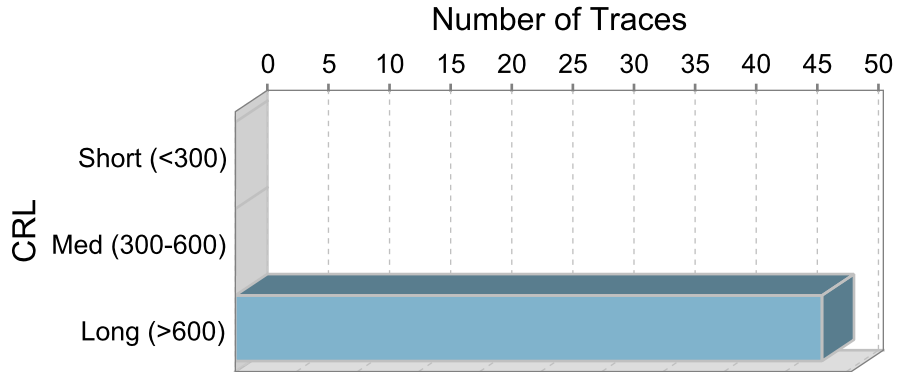
48 traces have long CRL.

Mean = 960

Median = 974

Range = 667 - 1014



Standard Deviation = 59



Legend

Trace Score

CRL




Trace File Name	Well#	Cap#	Trace Score	CRL	QV20+	Signal Intensity				Comments
						A	C	G	T	
C08_Control_336_01_10_2024_1.ab1	C8	60	40	985	1001	2238	2515	2356	2363	
H04_Control_335_01_10_2024_1.ab1	H4	18	40	944	999	2461	2949	2096	3032	
H06_Control_338_02_10_2024_1.ab1	H6	34	40	991	1015	1791	2158	1739	2040	
H08_Control_337_02_10_2024_1.ab1	H8	50	39	948	1013	1460	1742	1424	1635	
B12_Control_341_03_10_2024_1.ab1	B12	94	40	989	1015	2694	3151	2603	3034	
F12_Control_340_03_10_2024_1.ab1	F12	86	40	945	1000	1438	1760	1447	1634	
H07_Control_339_03_10_2024_1.ab1	H7	49	39	988	1006	1792	2158	1730	1971	
G11_Control_342_04_10_2024_1.ab1	G11	83	39	1011	990	505	588	524	555	
H06_Control_343_04_10_2024_1.ab1	H6	34	39	982	995	640	794	630	781	
H03_Control_344_07_10_2024_1.ab1	H3	17	40	948	1015	2558	3036	2067	3016	
C12_Control_346_08_10_2024_1.ab1	C12	92	40	982	995	1802	2119	1837	1961	
H03_Control_345_08_10_2024_1.ab1	H3	17	39	948	1011	1599	1921	1285	1992	
A05_Control_347_09_10_2024_1.ab1	A5	47	40	951	1024	1995	2261	2026	2084	
H04_Control_348_09_10_2024_2.ab1	H4	18	39	1014	1024	1542	1786	1396	1961	
C12_Control_351_10_10_2024_1.ab1	C12	92	41	984	1002	1209	1498	1241	1325	
D09_Control_352_10_10_2024_1.ab1	D9	73	39	987	1009	629	789	666	660	
D09_Control_352_10_10_2024_2.ab1	D9	73	39	1014	1018	714	861	759	798	
H07_Control_350_10_10_2024_1.ab1	H7	49	40	736	1013	464	548	556	452	
C10_Control_356_11_10_2024_1.ab1	C10	76	40	973	1000	862	1024	832	966	
C12_Control_353_11_10_2024_1.ab1	C12	92	40	985	1010	1352	1649	1336	1569	
G12_Control_355_11_10_2024_1.ab1	G12	84	40	980	995	1227	1438	1237	1335	
H12_Control_354_11_10_2024_1.ab1	H12	82	40	978	1007	791	1005	750	936	
G01_Control_358_14_10_2024_1.ab1	G1	3	39	923	966	1479	1793	1203	1746	
G01_Control_359_14_10_2024_1.ab1	G1	3	38	972	975	836	1090	569	1133	

Legend

Trace Score

CRL



Trace File Name	Well#	Cap#	Trace Score	CRL	QV20+	Signal Intensity				Comments
						A	C	G	T	
G11_Control_357_14_10_2024_1.ab1	G11	83	39	980	996	1184	1461	1178	1400	
D12_Control_361_15_10_2024_1.ab1	D12	90	39	978	995	1362	1645	1293	1591	
H05_Control_360_15_10_2024_1.ab1	H5	33	39	974	1003	942	1088	915	1108	
A12_Control_362_16_10_2024_1.ab1	A12	96	39	974	990	1176	1527	1141	1415	
D12_Control_364_16_10_2024_1.ab1	D12	90	38	943	961	988	1163	961	1204	
E04_Control_365_16_10_2024_1.ab1	E4	24	34	956	949	350	393	293	420	
E09_Control_363_16_10_2024_1.ab1	E9	71	39	965	972	1393	1732	1442	1664	
E11_Control_367_17_10_2024_1.ab1	E11	87	39	991	988	646	750	592	706	
H12_Control_366_17_10_2024_1.ab1	H12	82	39	959	992	1306	1638	1235	1479	
B12_Control_369_18_10_2024_1.ab1	B12	94	39	988	986	1482	1934	1504	1900	
H09_Control_368_18_10_2024_1.ab1	H9	65	38	984	983	1414	1796	1433	1658	
F10_Control_370_21_10_2024_1.ab1	F10	70	39	984	982	1435	1889	1298	1724	
H02_Control_370_21_10_2024_1.ab1	H2	2	39	896	949	2577	3214	1805	3333	
G09_Control_372_22_10_2024_1.ab1	G9	67	39	980	985	1168	1396	1148	1368	
G11_Control_373_22_10_2024_1.ab1	G11	83	38	962	972	1799	2357	1551	2201	
H08_Control_371_22_10_2024_1.ab1	H8	50	39	922	989	1081	1383	993	1314	
H02_Control_374_23_10_2024_1.ab1	H2	2	43	667	678	428	571	570	714	
D03_Control_375_24_10_2024_1.ab1	D3	25	38	985	979	351	514	457	521	
G11_Control_376_24_10_2024_1.ab1	G11	83	38	968	981	1946	2561	1723	2525	
G10_Control_378_25_10_2024_1.ab1	G10	68	39	968	991	1382	1662	1596	1509	
H07_Control_377_25_10_2024_1.ab1	H7	49	39	974	977	1850	2276	1716	2187	
E11_Control_380_28_10_2024_1.ab1	E11	87	39	963	961	2266	2567	2308	2474	
H05_Control_379_28_10_2024_1.ab1	H5	33	39	967	981	1335	1528	1362	1442	
G10_Control_381_29_10_2024_1.ab1	G10	68	38	982	984	1181	1434	1320	1320	