

## Quality Control Report

### Contiguous Read Length

Number of traces (N) = 43

1 traces have short CRL.

0 trace have medium CRL.

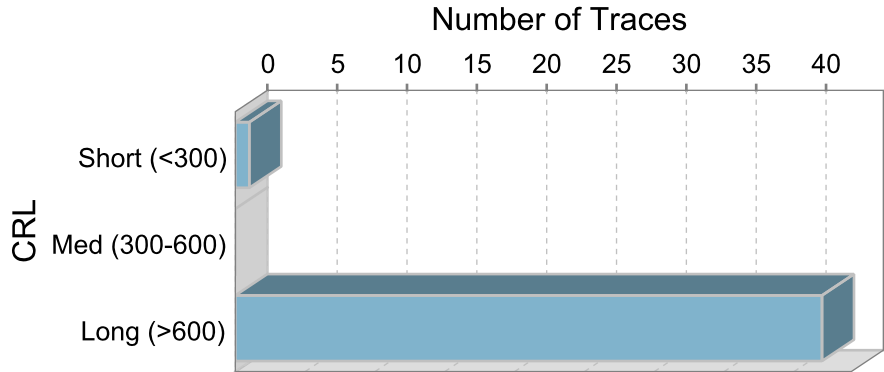
42 traces have long CRL.

Mean = 875

Median = 886

Range = 0 - 992



Standard Deviation = 152



### Legend

#### Trace Score

#### CRL




Trace File Name	Well#	Cap#	Trace Score	CRL	QV20+	Signal Intensity				Comments
						A	C	G	T	
B12_Control_237_02_08_2023_1.ab1	B12	94	37	877	909	2154	2681	2186	2416	
E11_Control_235_02_08_2023_1.ab1	E11	87	38	882	940	1354	1992	1937	1901	
H09_Control_239_02_08_2023_1.ab1	H9	65	35	790	808	1085	1388	1258	1238	
H12_Control_236_02_08_2023_1.ab1	H12	82	35	846	885	288	386	361	359	
B07_Control_241_03_08_2023_1.ab1	B7	61	36	866	885	1722	2118	1956	1840	
H09_Control_240_03_08_2023_1.ab1	H9	65	34	809	833	1151	1410	1385	1247	
G12_Control_242_04_08_2023_1.ab1	G12	84	36	884	902	253	326	304	297	
H01_Control_244_04_08_2023_1.ab1	H1	1	47	656	659	421	545	486	519	
H12_Control_243_04_08_2023_1.ab1	H12	82	36	859	888	658	867	994	818	
H04_Control_245_07_08_2023_1.ab1	H4	18	34	807	856	472	592	432	592	
D11_Control_246_08_08_2023_1.ab1	D11	89	38	908	937	2068	2665	2436	2381	
H04_Control_247_08_08_2023_1.ab1	H4	18	32	839	859	933	1185	892	1257	
A12_Control_248_10_08_2023_1.ab1	A12	96	37	868	892	1606	2233	1840	1934	
B12_Control_249_11_08_2023_1.ab1	B12	94	38	913	948	3992	4392	3720	4207	
H12_Control_250_11_08_2023_1.ab1	H12	82	38	892	946	1718	1904	1936	1702	
H03_Control_251_14_08_2023_1.ab1	H3	17	37	889	925	2361	3019	2209	2873	
H12_Control_252_14_08_2023_1.ab1	H12	82	37	882	912	1656	1938	1945	1749	
C04_Control_254_15_08_2023_1.ab1	C4	28	38	886	933	1648	2030	1912	1957	
G06_Control_253_14_08_2023_1.ab1	G6	36	32	859	857	143	181	170	160	
G11_Control_255_15_08_2023_1.ab1	G11	83	37	830	909	2844	3764	2817	3413	
G12_Control_257_16_08_2023_1.ab1	G12	84	37	896	934	2229	2786	2855	2569	
H06_Control_256_16_08_2023_1.ab1	H6	34	37	859	905	1727	2179	1918	1951	
F05_Control_259_17_08_2023_1.ab1	F5	37	39	892	930	1805	2216	2176	1817	
H12_Control_260_17_08_2023_1.ab1	H12	82	37	880	911	1442	1818	1784	1557	

**Legend**

**Trace Score**

**CRL**



Trace File Name	Well#	Cap#	Trace Score	CRL	QV20+	Signal Intensity				Comments
						A	C	G	T	
H03_Control_261_18_08_2023_1.ab1	H3	17	37	892	906	1455	1773	1389	1774	
C06_Control_263_21_08_2023_1.ab1	C6	44	38	961	974	1722	2065	1941	1889	
H04_Control_262_21_08_2023_1.ab1	H4	18	38	965	978	1446	1738	1367	1731	
G10_Control_267_22_08_2023_1.ab1	G10	68	39	969	973	1552	1877	1886	1572	
G11_Control_266_22_08_2023_1.ab1	G11	83	36	847	925	165	230	200	232	
H01_Control_264_22_08_2023_1.ab1	H1	1	39	968	975	1456	1902	1612	1824	
H12_Control_265_22_08_2023_1.ab1	H12	82	39	965	972	1796	2226	2053	1801	
H08_Control_268_23_08_2023_1.ab1	H8	50	37	890	963	741	871	872	745	
H04_Control_270_24_08_2023_1.ab1	H4	18	39	984	985	741	903	721	924	
H06_Control_271_25_08_2023_1.ab1	H6	34	39	971	984	1446	1843	1918	1675	
H06_Control_272_25_08_2023_1.ab1	H6	34	39	992	997	1243	1619	1567	1476	
H08_Control_273_28_08_2023_1.ab1	H8	50	38	882	947	784	937	1044	857	
H12_Control_274_28_08_2023_1.ab1	H12	82	11	0	29	56	72	76	80	
E06_Control_276_2023_08_30_1.ab1	E6	40	39	973	964	2567	3456	2973	3057	
F05_Control_277_2023_08_30_1.ab1	F5	37	39	989	991	644	790	756	722	
G02_Control_275_2023_08_30_1.ab1	G2	4	39	975	988	2601	3251	2342	3243	
H12_Control_278_2023_08_30_1.ab1	H12	82	39	963	975	1531	2055	1987	1797	
C05_Control_279_2023_08_31_1.ab1	C5	43	39	977	981	310	388	431	346	
H02_Control_280_2023_08_31_1.ab1	H2	2	38	878	975	1226	1862	1783	1819	