

Quality Control Report

Contiguous Read Length

Number of traces (N) = 45

0 traces have short CRL.

0 trace have medium CRL.

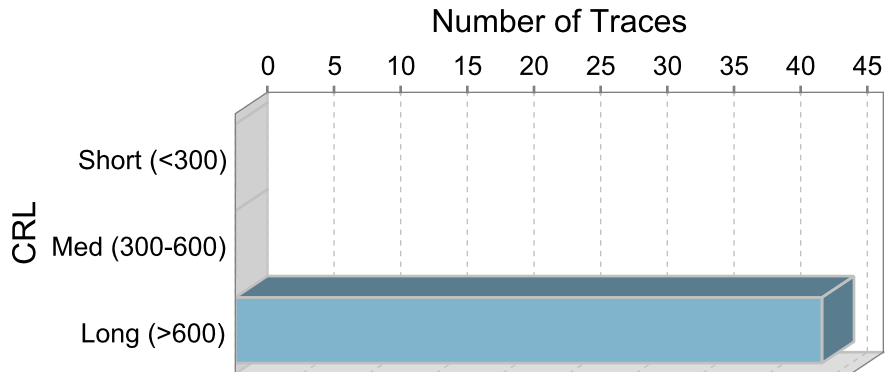
44 traces have long CRL.

Mean = 905

Median = 875

Range = 827 - 1023


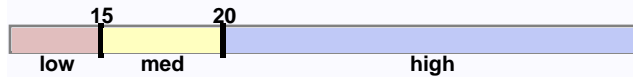
Standard Deviation = 61



Legend

Trace Score

CRL




Trace File Name	Well#	Cap#	Trace Score	CRL	QV20+	Signal Intensity				Comments
						A	C	G	T	
E06_Control_202_2024_07_01_1.ab1	E6	40	39	863	914	3009	3166	2610	3045	
H12_Control_203_2024_07_02_1.ab1	H12	82	37	846	889	1590	2053	1378	1882	
H12_Control_204_2024_07_02_1.ab1	H12	82	37	852	887	1240	1617	1165	1452	
B08_Control_205_2024_07_02_1.ab1	B8	62	38	881	923	717	814	724	730	
F06_Control_207_2024_07_02_1.ab1	F6	38	38	869	907	1028	1185	1055	1083	
H12_Control_208_2024_07_02_1.ab1	H12	82	38	852	892	883	1230	1062	1153	
B12_Control_211_2024_07_03_1.ab1	B12	94	38	850	876	4132	4657	3636	4227	
E03_Control_206_2024_07_03_1.ab1	E3	23	39	863	906	2267	2830	2040	2652	
E12_Control_209_2024_07_03_1.ab1	E12	88	38	862	898	2334	2774	2369	2516	
H08_Control_210_2024_07_03_1.ab1	H8	50	37	860	893	1848	2162	1801	2064	
H12_Control_212_2024_07_03_1.ab1	H12	82	37	848	887	2380	2689	2440	2425	
B04_Control_213_2024_07_04_1.ab1	B4	30	39	866	920	1370	1698	1363	1638	
F12_Control_214_2024_07_09_1.ab1	F12	86	38	864	919	2083	2450	1921	2290	
H12_Control_216_2024_07_09_1.ab1	H12	82	37	827	852	1966	2540	1799	2216	
H12_Control_217_2024_07_09_1.ab1	H12	82	38	850	887	2107	2602	1986	2340	
H08_Control_215_2024_07_10_1.ab1	H8	50	37	859	902	346	412	324	367	
C06_Control_218_2024_07_11_1.ab1	C6	44	39	863	907	2891	3594	2492	3135	
F11_Control_219_2024_07_11_1.ab1	F11	85	38	854	908	1974	2375	2055	2125	
G12_Control_221_2024_07_15_1.ab1	G12	84	37	851	879	2333	3072	2285	2840	
G12_Control_223_2024_07_15_1.ab1	G12	84	37	849	888	2693	3311	2527	3027	
H12_Control_220_2024_07_15_1.ab1	H12	82	37	843	872	2442	3153	2318	2706	
H12_Control_222_2024_07_15_1.ab1	H12	82	37	850	875	1968	2478	1998	2309	
C12_Control_224_2024_07_16_1.ab1	C12	92	38	836	878	1230	1510	1232	1357	
H06_Control_225_2024_07_17_1.ab1	H6	34	38	894	945	335	414	310	419	

Legend

Trace Score

CRL



Trace File Name	Well#	Cap#	Trace Score	CRL	QV20+	Signal Intensity				Comments
						A	C	G	T	
H12_Control_226_2024_07_17_1.ab1	H12	82	38	905	950	451	560	450	530	
B12_Control_230_2024_07_19_1.ab1	B12	94	40	934	966	1904	2507	1651	2507	
C02_Control_231_2024_07_19_1.ab1	C2	12	39	938	999	2126	2593	1804	2577	
C12_Control_227_2024_07_19_1.ab1	C12	92	41	983	1001	1118	1517	1119	1428	
C12_Control_228_2024_07_19_1.ab1	C12	92	40	945	982	1052	1328	1060	1212	
H12_Control_229_2024_07_19_1.ab1	H12	82	39	939	991	797	1020	807	950	
D09_Control_232_2024_07_22_1.ab1	D9	73	39	1014	999	417	548	682	578	
E12_Control_234_2024_07_23_1.ab1	E12	88	40	936	986	1467	1820	1421	1762	
H02_Control_233_2024_07_23_1.ab1	H2	2	40	991	1011	1588	1962	1209	2074	
A12_Control_238_2024_07_24_1.ab1	A12	96	40	953	996	846	1084	810	1049	
F12_Control_237_2024_07_24_1.ab1	F12	86	40	950	977	1305	1653	1287	1546	
H12_Control_235_2024_07_24_1.ab1	H12	82	40	934	974	1553	1986	1377	1963	
H12_Control_236_2024_07_24_1.ab1	H12	82	40	911	955	1282	1618	1209	1558	
D07_Control_240_2024_07_25_1.ab1	D7	57	40	1013	1020	1009	1209	944	1148	
H06_Control_239_2024_07_25_1.ab1	H6	34	39	1020	1001	382	443	358	446	
E07_Control_241_2024_07_26_1.ab1	E7	55	37	1000	993	225	254	235	247	
D10_Control_242_2024_07_29_1.ab1	D10	74	39	1023	1022	1473	1957	1474	1720	
H04_Control_244_2024_07_29_1.ab1	H4	18	40	982	996	1505	2198	1188	2220	
H08_Control_245_2024_07_30_1.ab1	H8	50	40	984	1012	932	1124	937	1029	
H12_Control_243_2024_07_29_1.ab1	H12	82	40	931	980	1293	1632	1307	1601	
H06_Control_246_2024_07_31_1.ab1	H6	34	N/A	N/A	N/A	34	32	36	37	