

Quality Control Report

Contiguous Read Length

Number of traces (N) = 53

2 traces have short CRL.

0 trace have medium CRL.

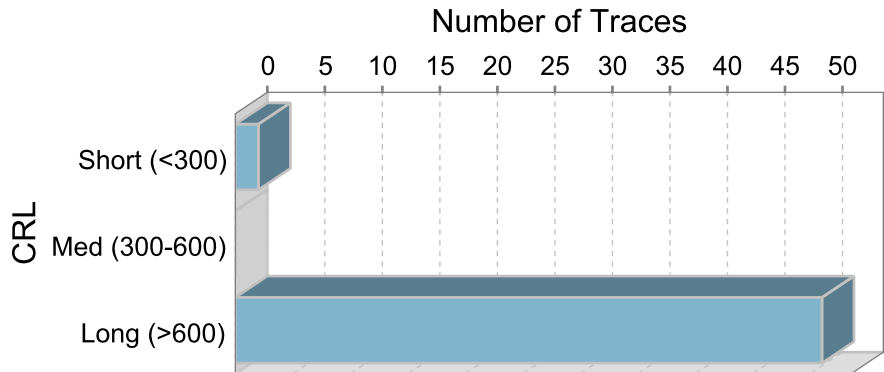
51 traces have long CRL.

Mean = 807

Median = 829

Range = 137 - 879


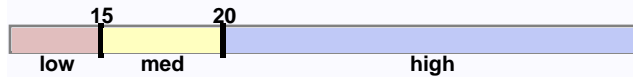
Standard Deviation = 122



Legend

Trace Score

CRL




Trace File Name	Well#	Cap#	Trace Score	CRL	QV20+	Signal Intensity				Comments
						A	C	G	T	
D09_Control_277_2022_08_02_1.ab1	D9	73	36	813	873	357	448	434	397	
H04_Control_278_02_08_2022_1.ab1	H4	18	36	824	864	614	778	766	719	
H04_Control_280_2022_08_03_1.ab1	H4	18	39	863	923	1252	1728	1603	1497	
H07_Control_279_2022_08_02_1.ab1	H7	49	38	848	893	1095	1508	1412	1204	
A09_Control_285_2022_08_04_1.ab1	A9	79	24	292	293	88	110	122	116	
D09_Control_281_2022_08_04_1.ab1	D9	73	37	818	872	935	1230	1139	998	
E05_Control_286_2022_08_05_1.ab1	E5	39	39	872	926	1135	1448	1418	1175	
H05_Control_288_2022_08_05_1.ab1	H5	33	39	879	928	627	845	849	777	
H11_Control_282_2022_08_04_1.ab1	H11	81	37	835	893	1168	1472	1268	1300	
H12_Control_283_2022_08_04_1.ab1	H12	82	36	820	873	946	1280	1140	1094	
H12_Control_284_2022_08_04_1.ab1	H12	82	26	729	742	95	114	112	115	
H12_Control_287_2022_08_05_1.ab1	H12	82	38	845	892	1329	1684	1506	1438	
C10_Control_289_2022_08_10_1.ab1	C10	76	37	822	883	864	1173	1146	977	
G12_Control_291_2022_08_10_1.ab1	G12	84	36	839	855	267	409	432	390	
H03_Control_289_2022_08_10_1.ab1	H3	17	37	844	868	828	1095	960	976	
A11_Control_294_2022_08_11_1.ab1	A11	95	15	137	286	136	152	180	182	
C05_Control_295_2022_08_11_1.ab1	C5	43	37	829	878	822	1075	1236	1019	
G12_Control_292_2022_08_11_1.ab1	G12	84	36	813	866	1125	1449	1355	1201	
G12_Control_293_2022_08_11_1.ab1	G12	84	37	823	873	705	944	891	772	
A10_Control_297_2022_08_12_1.ab1	A10	80	36	821	863	701	923	821	819	
H10_Control_298_2022_08_12_1.ab1	H10	66	36	807	856	1000	1259	1361	1101	
H12_Control_296_2022_08_12_1.ab1	H12	82	36	799	824	554	720	673	645	
B04_Control_301_2022_08_15_1.ab1	B4	30	36	798	854	863	1023	1057	885	
B12_Control_302_2022_08_15_1.ab1	B12	94	36	815	870	720	896	897	771	

Legend

Trace Score

CRL



Trace File Name	Well#	Cap#	Trace Score	CRL	QV20+	Signal Intensity				Comments
						A	C	G	T	
F08_Control_299_2022_08_15_1.ab1	F8	54	36	817	864	982	1013	1239	1022	
H12_Control_303_2022_08_15_1.ab1	H12	82	35	795	844	536	682	620	588	
D10_Control_305_2022_08_16_1.ab1	D10	74	39	871	914	990	1380	1213	1121	
G12_Control_306_2022_08_16_1.ab1	G12	84	38	853	894	822	1071	926	923	
H06_Control_304_2022_08_16_1.ab1	H6	34	39	862	888	852	1106	1002	851	
H12_Control_307_2022_08_16_1.ab1	H12	82	36	802	839	754	994	917	876	
A11_Control_308_2022_08_17_1.ab1	A11	95	35	791	831	1151	1440	1540	1258	
H10_Control_309_2022_08_17_1.ab1	H10	66	36	815	854	896	1139	1240	1010	
F04_Control_310_2022_08_18_1.ab1	F4	22	38	846	904	746	1057	862	886	
H09_Control_311_2022_08_18_1.ab1	H9	65	39	846	898	877	1110	1065	997	
A05_Control_312_2022_08_19_1.ab1	A5	47	38	841	892	375	463	458	407	
B08_Control_313_2022_08_22_1.ab1	B8	62	38	862	909	259	353	434	311	
H12_Control_314_2022_08_22_1.ab1	H12	82	38	844	890	592	856	855	738	
G12_Control_315_2022_08_23_1.ab1	G12	84	36	802	861	818	1171	1155	1050	
G12_Control_318_2022_08_23_1.ab1	G12	84	37	829	868	842	1235	1121	1100	
H07_Control_319_2022_08_23_1.ab1	H7	49	39	870	926	1072	1337	1316	1102	
H10_Control_317_2022_08_23_1.ab1	H10	66	37	821	873	862	1138	1055	1011	
H02_Control_322_2022_08_24_1.ab1	H2	2	37	833	886	1123	1352	1358	1221	
H10_Control_320_2022_08_24_1.ab1	H10	66	36	801	848	1469	1845	1791	1645	
D09_Control_323_2022_08_25_1.ab1	D9	73	37	813	862	914	1212	1085	1065	
H02_Control_324_2022_08_26_1.ab1	H2	2	36	831	866	459	607	608	537	
A04_Control_325_2022_08_29_1.ab1	A4	32	40	863	916	1034	1367	1174	1096	
E10_Control_327_2022_08_30_1.ab1	E10	72	39	847	900	1131	1532	1356	1269	
H04_Control_326_2022_08_30_1.ab1	H4	18	38	843	882	1117	1454	1127	1186	
D06_Control_330_2022_08_31_1.ab1	D6	42	38	863	924	1401	1612	1438	1434	
H12_Control_328_2022_08_31_1.ab1	H12	82	38	818	882	1316	1529	1336	1223	
H12_Control_329_2022_08_31_1.ab1	H12	82	38	847	877	842	1066	946	924	
H12_Control_331_2022_08_31_1.ab1	H12	82	38	834	895	1203	1549	1271	1230	
H12_Control_332_2022_08_31_1.ab1	H12	82	38	849	886	1091	1296	1195	1133	